

spirax

Authorised Dealer:
 PUSHKARNA SALES PVT LTD.
 4772, Hauz Qazi, Delhi-110006.
 Telefax : 011-23217239/23216378.
 Emails : psp1@airtelmail.in,
 sales@pushkarnasales.com
 Site : www.pushkarnasales.com

Ball Float Steam Trap FT 10P

Description:

SPIRAX FT 10P Ball float steam trap is a condensate drain trap of Cast Iron body and Stainless Steel internals.

Size & Pipe Connections:

15 NB

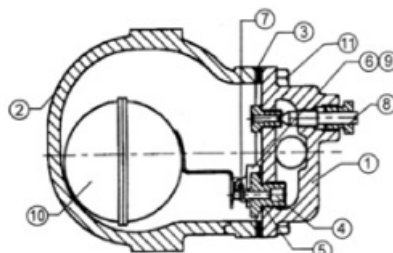
Screwed BSPT/NPT

Note:

Available Non IBR only.

Available Types & Limiting Conditions:

FT 10P SLR with Steam lock release only.



FT 10P SLR : 15 NB

Maximum operating conditions:

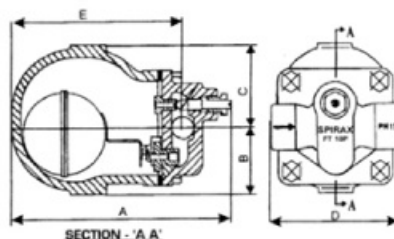
PMO : Max. Operating Pressure	16 bar	13 bar
TMO : Max. Operating Temperature	120°C	220° C

Δ Pmax: Max. Differential Pressure

Type	Δ Pmax
FT10P-4.5	4.5 bar(g)
FT10P-10	10.0 bar (g)
FT 10P-14	14.0 bar (g)

Material:

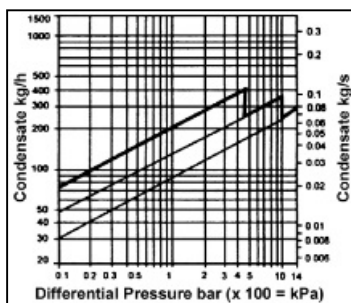
Sr. No.	Description	Material	Standard
1	Base	Cast Iron	I.S.210Gr.FG-260
2	Cover	Cast Iron	I.S.210Gr.FG-260
3	Cover Gasket	Asbestos Free Synthetic fibre	
4	Valve Seat	SS T type 410	ASTM A 276
5	Valve Seat Gasket	SS Type 304	ASTM A 240
6	Pivot Frame	SS Type 304	ASTM A 240
7	Pivot Pin	SS Type 304	ASTM A 276
8	SLR Assly.	SS Type 410	ASTM A 276
9	Ch.Hd. screw	SS Type 304	I.S.1364
10	Float Assly.	SS Type 304	ASTM A 240
11	Hex. Hd. Bolt	Carbon Steel	H. T. Gr. 8.8



Dimensions: (Approximate)

Size	A	B	C	D	E	Weight
15NB	151	46	58	90	118	2.5kg

Capacity Chart:



How to Specify:

Example: 15 NB BSPT SPIRAX MARSHALL FT10P, 14Bar SLR.

Installation:

The arrow with lettering "Down" must point downwards. The arrow on casting pipe end indicates the flow direction.

Servicing:

With suitable isolation repairs can be carried out with trap on line. Undo cover bolts and lift off cover. When reassembling make sure that all joint faces are clean. Always use a new gasket and apply a thin coating of jointing paste. Tighten cover bolts uniformly. Open up isolating valve.

Spare Parts:

The spare parts available are shown in heavy outline parts drawn in broken line are not supplied as spares.

Available Spares:

Main Valve Assembly with float	A
Two complete set of gaskets (pack of 5)	B, T.
Steam Lock Release Unit (SLR)	S

How to Order Spare:

Always order spares by using the description given in the column headed 'Available Spares' and stating the size and type of trap.

Example: Refer 'USER MANUAL' for appropriate code nos.

Available Spares

